

SOLAR CHARGE REGULATOR with LC-display

CX10, CX20, CX40



- battery State-of-Charge display LCD
- charge and discharge status display
- acoustic load disconnect pre-warning
- load status indication
- choose between 3 load disconnect algorithms
- boost/absorption/float PWM-regulations (series type)
- prepared for DIN rail mounting
- automatic 12 / 24 Volt detection
- integrated temperature compensation
- covered terminals (up to 16 mm² wire size)
- full solid-state protection
- for top hat rail fixation

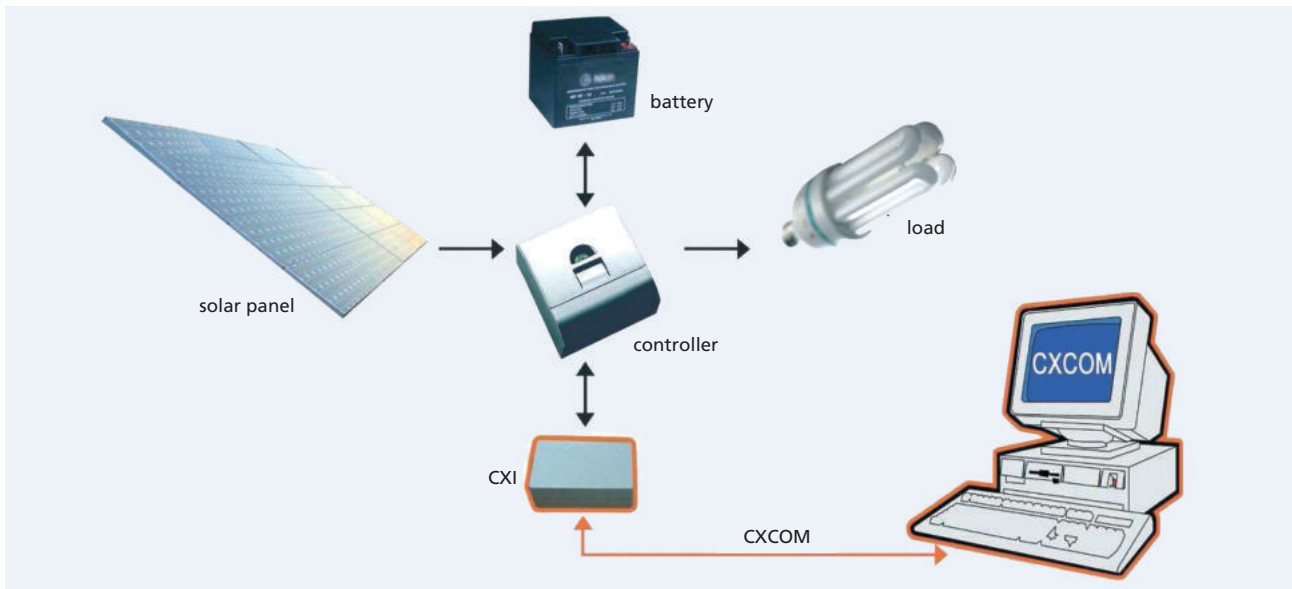
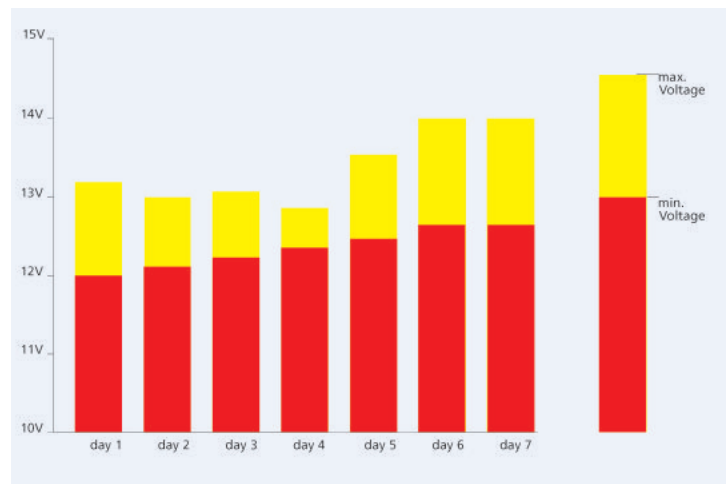
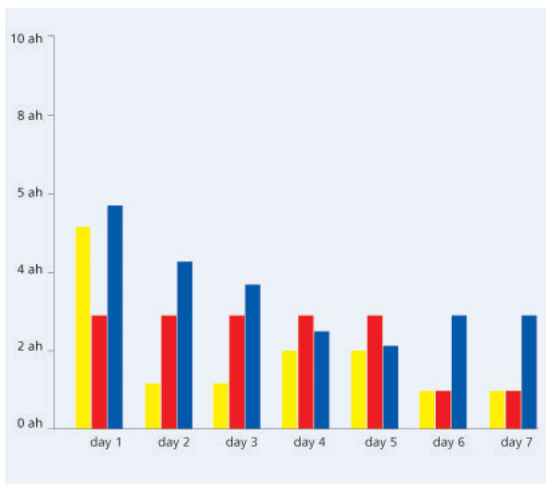


diagramm of charge regulator and accessories



battery voltage (max. and min.) and ampere hours shown by graphs

Technical data

		CX10	CX20	CX40
charge current max.	A	10	20	40
load current max.	A	10 A	20 A	40
system voltage	V	12 / 24	12 / 24	12 / 24
self power consumption	mA	< 4	< 4	< 4
dimensions (wxhxd)	mm	89 x 90 x 39	89 x 90 x 39	89 x 90 x 39
type of protection		IP20	IP20	IP20
Article number		50006CX10	50006CX20	50006CX40
Accessories				
top hat rail fixation			50006CXDR2	
CXUSB Interface + Software			50006CXI	